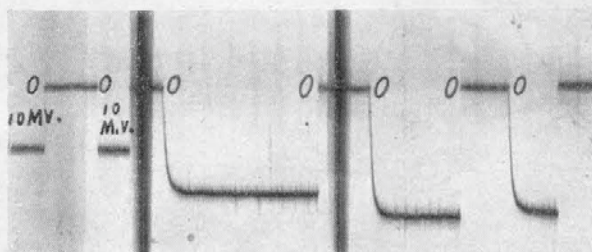
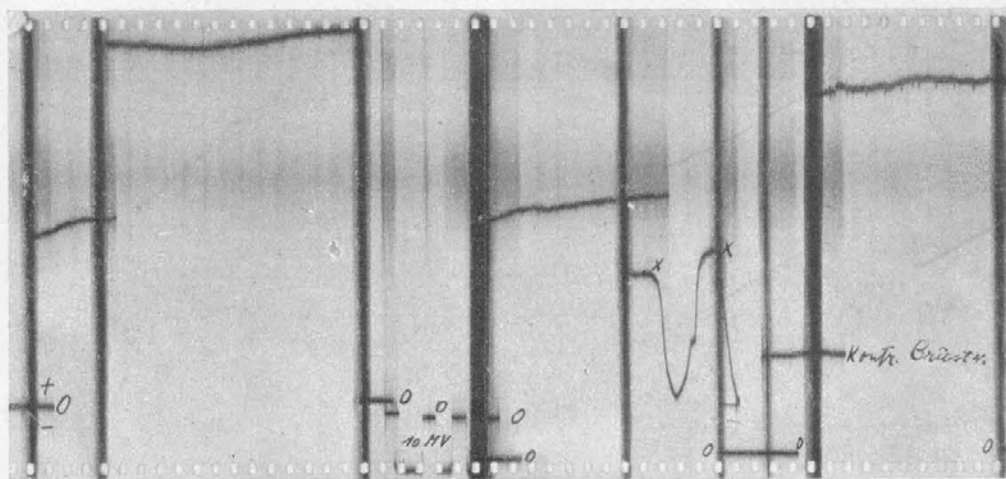


Maintenance of Social Solidarity - Stage Three


I



I. Durchschnittliches Hautpotential




II. Potentiale eines halberregten Penis



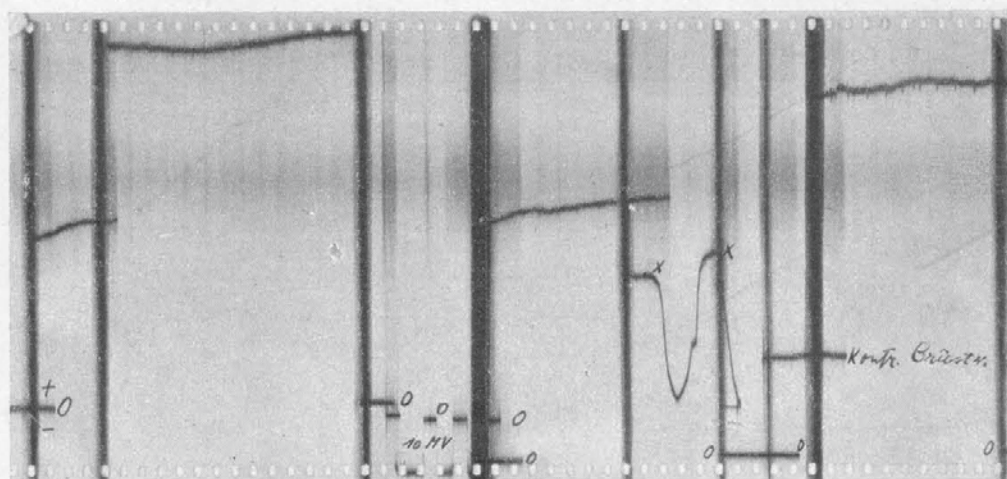
III. „Wanderung“ d. Potentials einer Handfläche

Maintenance of Social Solidarity - DIMENSIONS


I



I. Durchschnittliches Hautpotential

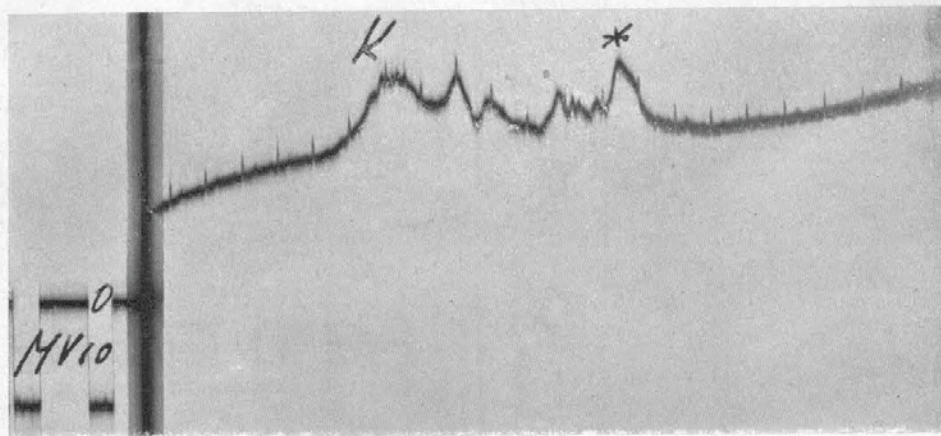


II. Potentiale eines halberregten Penis

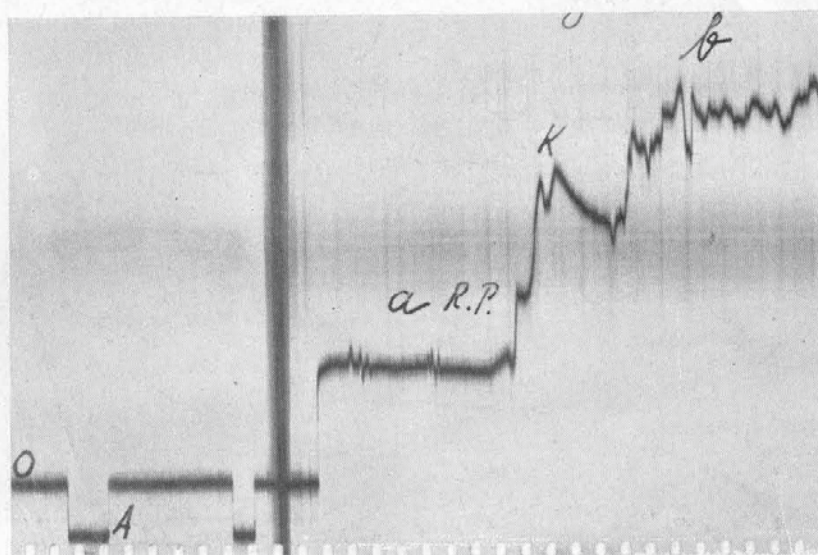


III. „Wanderung“ d. Potentials einer Handfläche

III

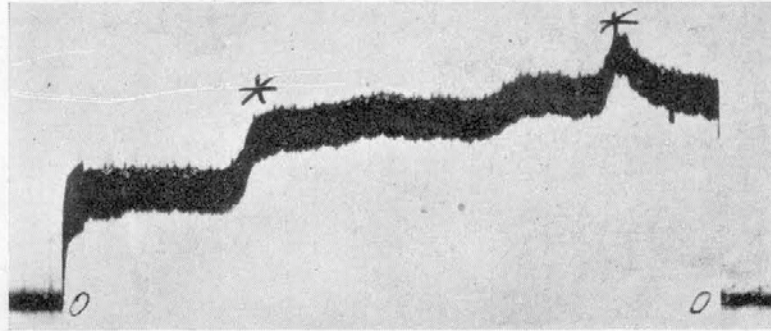


VIII. Lippenschleimhaut: K bis * = Kitzelphänomene

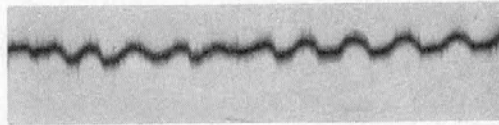


IX. Starke Kitzelreaktion einer Handfläche
A = Ruhepotential; K = Kitzelreaktion

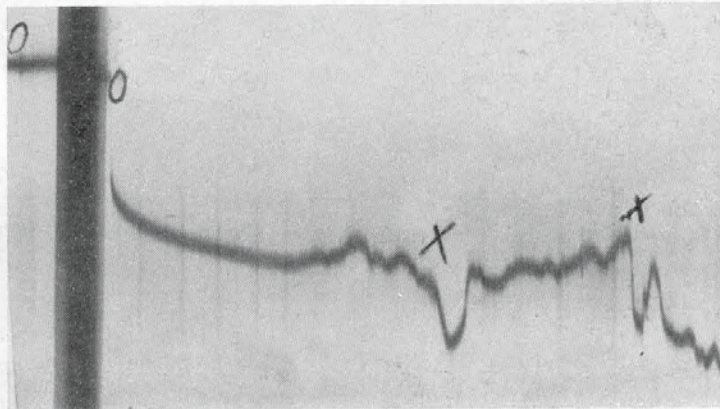
V



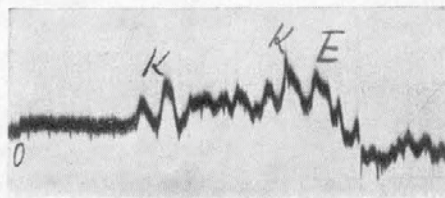
XIII. Lustreaktion (* bis *) einer erregten ∇ Brustwarze



XIV. Friktionsschwankung eines Gliedes



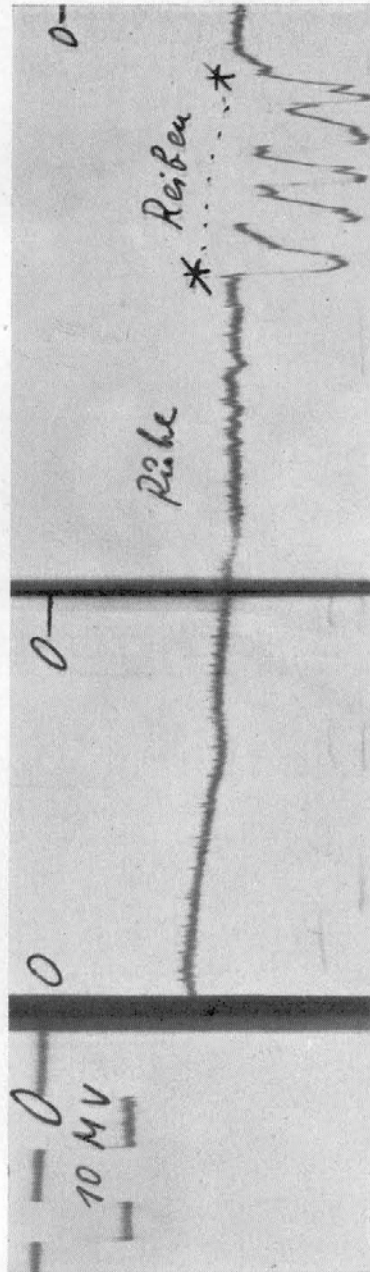
XV. X = Reaktion einer Vaginalschleimhaut bei Aerger



XVI. Zunge: K = Kitzeln; E = Erschrecken

Maintenance of Social Solidarity - STAGE THREE

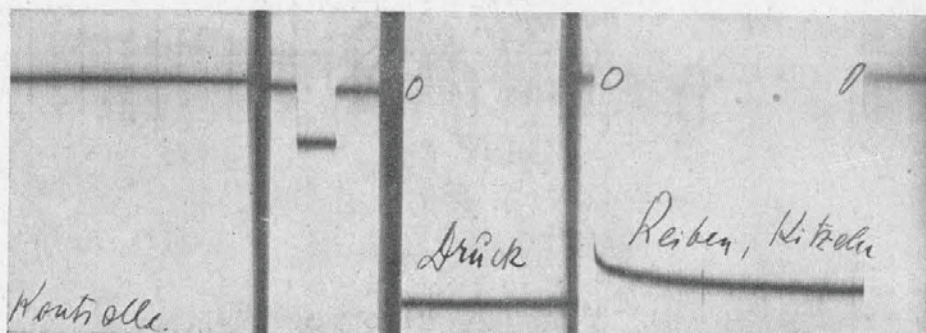
VII



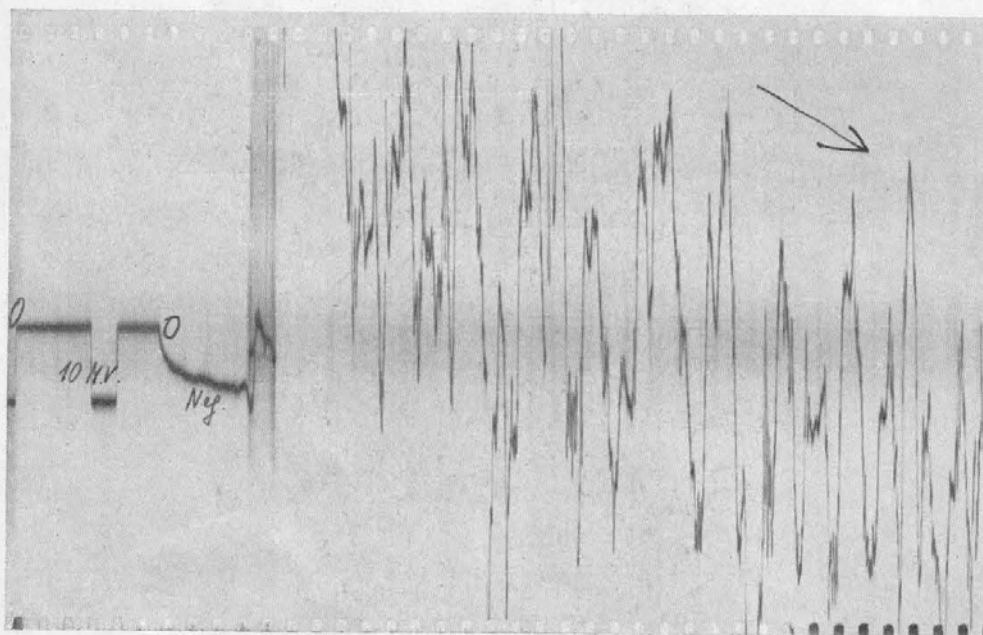
XXIII. dgl. * * Reiben des Fingers an dem Glasgefäß



X



XXXI. Kontrolle an nassem Tuch



XXXII. Schwankungen an einer elektrischen Taschenlampe

1	Sudan	Index Red Alert	9.6	9.7	9.7	9.1	9.2	7.5	9.5	9.5	9.8	9.8	9.1	9.8
112.3														
2	DRC	Index Red Alert	9.5	9.5	9.1	8	9	8.1	9	9	9.5	9.8	9.6	110.1
3	Cote d'Ivoire	Index Red Alert	8.8	7.6	9.8	8.5	8	9	10	8.5	9.4	9.8	9.8	10
109.2														
4	Iraq	Index Red Alert	8.9	8.3	9.8	9.1	8.7	8.2	8.5	8.3	9.7	9.8	9.7	10
109														
5	Zimbabwe	Index Red Alert	9.7	8.9	8.5	9	9.2	9.8	8.9	9.5	9.5	9.4	8.5	8
108.9														
6	Chad	Index Red Alert	9	9	8.5	8	9	7.9	9.5	9	9.1	9.4	9.5	8
105.9														
7	Somalia	Index Red Alert	9	8.1	8	7	7.5	8.5	10	10	9.5	10	9.8	8.5
105.9														
8	Haiti	Index Red Alert	8.8	5	8.8	8	8.3	8.4	9.4	9.3	9.6	9.4	9.6	10
104.6														
9	Pakistan	Index Red Alert	9.3	9.3	8.6	8.1	8.9	7	8.5	7.5	8.5	9.1	9.1	9.2
103.1														
10	Afghanistan	Index Red Alert	7.9	9.6	9.1	7	8	7.5	8.3	8	8.2	8.2	8	10
99.8														
11	Guinea	Index Red Alert	7.5	7.2	8.1	8.4	8	8	9.1	9	8.1	8.1	9	8.5
99														
12	Liberia	Index Red Alert	8	9.3	7	7.1	8.6	8.9	7.8	9	7.2	7.3	8.8	10
99														
13	Central African Republic	Index Red Alert	9	7.7	8.8	5.5	8.5	8.1	9	8	7.5	8.9	8	
8.5														
97.5														
14	North Korea	Index Red Alert	8	6	7.2	5	9	9.5	9.8	9.5	9.5	8.3	8	7.5
97.3														
15	Burundi	Index Red Alert	9	9.1	7	6.7	8.8	7.8	7.2	8.5	7.5	7.3	7.8	10
96.7														
16	Yemen	Index Red Alert	7.8	6.7	7	8.2	9	7.8	8.8	8.2	7.2	9	9.4	7.5
96.6														
17	Sierra Leone	Index Red Alert	8.5	7.9	7.1	8.9	8.7	9	8	8	7	7	7.7	8.8
96.6														
18	Burma/Myanmar	Index Red Alert	8.9	8.8	9	6	9	7.1	9.2	8.2	9.8	9	8	3.5
96.5														
19	Bangladesh	Index Red Alert	9	5.8	9.5	8.5	9	7	9	7.5	7.8	8.3	8.9	6
96.3														
20	Nepal	Index Red Alert	8.5	4.8	9.2	6	9.2	8.5	9.2	6.2	9.1	9	9	6.7
95.4														
21	Uganda	Index Red Alert	9.2	7.8	5.7	8.4	7.5	8	8	8	8.5	7.9	7.5	94.5
22	Nigeria	Index Red Alert	8	5.9	9.1	8.5	9	5.4	9	8.3	7.1	9.2	9	5.9
94.4														
23	Uzbekistan	Index Red Alert	7.7	5.8	7.5	7.5	8.1	7	9.3	7	9.3	9.1	9.1	7
94.4														
24	Lebanon	Index Red Alert	6.8	9	8.5	8	6.8	7.9	6.4	8.5	6.8	7.5	8.3	9.5
94.0														
25	Rwanda	Index Red Alert	9.5	7	9	8.2	7.2	8	8.7	6.9	7.7	5	8.9	6.8
92.9														
26	Israel	Index Red Alert	7	8.1	9.1	7.5	7	5.5	7.8	7	9.1	8.5	7.5	8.5
92.6														
27	Sri Lanka	Index Red Alert	8	8.2	9.1	6.7	8	5.7	8.6	7	7.2	8.5	8.9	6.5
92.4														
28	Ethiopia	Index Red Alert	9	7.6	7	7.5	8.5	8	7.6	6.2	8	7.5	8.7	6.3
91.9														
29	USA	Index Red Alert	6.5	8	9.9	7.5	7	1.5	9.5	9.1	9.9	9.5	8.5	5
91.9														
30	Colombia	Index Red Alert	7	9.1	7.4	8.5	8.5	3.2	8.7	6.5	7.6	9	9.2	7.1
91.8														
31	Kyrgyzstan	Index Red Alert	8	6.6	7	7.5	8	7.5	8.3	7.3	7.9	8.3	7.9	6
90.3														
32	Malawi	Index Red Warning	9	6	6	7	8.8	8.8	8	9	8	5.5	6.7	7
89.8														
33	Burkina Faso	Index Red Alert	9	5.9	6.5	6.6	8.8	8.2	7.8	8.4	6.5	7.6	7.7	6.7
89.7														
34	Egypt	Index Red Alert	8	6	8.5	6	8	7	9	7.3	8	6.5	7.7	7.5
89.5														
35	Indonesia	Index Red Alert	7.5	8.2	6.3	8.3	8	6.8	6.7	7.2	7.5	7.5	7.9	7.3
89.2														
36	Syria	Index Red Alert	7	7.1	8	6.8	8.9	6.5	9	5.5	9	7.5	7.1	6.2
88.6														
36	Kenya	Index Red Alert	9	7.1	6.7	8	8	6.8	7.3	7.2	6.9	7	7.6	7
88.6														
38	Bosnia and Herzegovina	Warning	6.5	8.5	8.6	6	7.3	6.2	8.1	5.8	5.3	7.5	8.7	10
88.5														
39	Cameroon	Index Warning	5	6.8	6.5	8	8.7	6	8.5	8	7.2	7.6	7.9	6.7
88.4														
40	Angola	Index Warning	8	8.5	6.3	5	9	4.9	8.8	7.6	7.8	6.8	8	7.6
88.3														
41	Togo	Index Warning	7	5.8	6	6.5	7.5	8	8.7	8.1	8.1	8.1	7.8	6.7
88.3														
42	Bhutan	Index Warning	6	8.1	7	6.7	9	8	8.4	6	8.6	5	8.4	6.7
87.9														
43	Laos	Index Warning	8	5.9	6.3	6.6	5.9	6.5	7.9	8	8.2	9	8.9	6.7
87.9														
44	Mauritania	Index Warning	9	5.9	8.5	5	7	7.8	7.1	8.2	7.1	7.6	7.9	6.7
87.8														
45	Tajikistan	Index Warning	7	6.6	6.2	6.5	7.4	6.8	8.9	7.5	8.6	7.5	8.7	6
87.7														
46	Russia	Index Warning	8	7.2	8	7	8	3.7	8.2	6.9	9.1	7.5	9	4.5
87.1														
47	Niger	Index Warning	9.4	4.3	8.5	6	7.2	9	7.9	8.5	6.5	6.7	6	7
87														
48	Turkmenistan	Index Warning	7	4.2	5.2	6	7.2	8	9.1	7.2	9.7	8.5	8	6
86.1														
49	Guinea-Bissau	Index Warning	7	4.9	5.5	7	9.3	7.4	7.8	8	7.9	7.5	6.5	6.6
85.4														
50	Cambodia	Index Warning	7.5	6.5	7	8	7.2	6	7.8	7.5	6.9	6.7	7.5	6.4
85														
51	Dominican Republic	Index Warning	7.8	7	6.5	8.5	8	6	6.2	8	7.1	7	7.4	5.5
85														
52	Papua New Guinea	Index Warning	8	2.5	8	8	9	7	7.8	8	6.1	7	6.7	6.5
84.6														
53	Belarus	Index Warning	9	5.1	5.5	3.5	8.5	6.3	9	7.5	7.3	6.8	8	8
84.5														
54	Guatemala	Index Warning	8.7	6	7.1	6.7	8	7.1	7.5	7.1	7.1	7.5	6	5.5
84.3														
55	Equatorial Guinea	Index Warning	7	2	6.7	7.5	9	4	9	8	8.5	8.3	8	6
84														
56	Iran	Index Warning	6.5	8.7	6.9	5	7.5	3	8.1	6.1	9.1	8	8.8	6.3
84														
57	Eritrea	Index Warning	8	7.2	5.4	6	6	8	8	7.3	6.8	7.2	7.5	6.5
83.9														
58	Serbia and Montenegro	Index Warning	5.7	8.5	8.6	5.5	8	6.5	7.8	5	5.6	6.5	8.6	
7.5														
83.8														
59	Bolivia	Index Warning	7.5	4	7	7	8.8	6.2	7	7.8	6.7	6.5	8.4	6
82.9														
60	China	Index Warning	8.5	5.1	8	6.6	9.2	4.5	8.5	7.3	9	5.5	8	2.3
82.5														
61	Moldova	Index Warning	7	4.7	7.3	8	7.5	7.5	7.4	7	6.8	5.5	6.8	7
82.5														
62	Nicaragua	Index Warning	6.5	5.5	6.4	7.1	9	8.5	7.3	7.2	5.7	6.5	7	5.7
82.4														
63	Georgia	Index Warning	6	6.8	7.4	6.1	7	5.5	7.7	6.3	5.6	8.1	7.1	8.6
82.2														
64	Azerbaijan	Index Warning	6	8.1	7.3	5	7.5	5.9	8.1	6.5	6	7	7.5	7
81.9														
65	Cuba	Index Warning	7.5	4.7	5.5	6	7.9	6.5	7.8	4	8.3	8	8	7.7
81.9														
66	Ecuador	Index Warning												

72	Tanzania Index Warning	7	6.8	6	6	7	7	6.5	7.8	6	6	5.2	7	78.3
73	Algeria Index Warning	6	6.6	7.1	5.6	7.4	3.5	7.5	7.6	7.5	6.8	6.4	5.8	77.8
74	Saudi Arabia Index Warning	6	6.9	7.9	3.5	7	2	8.5	4.1	8.5	7.8	7.5	7.5	77.2
75	Jordan Index Warning	6	6.8	6	5	7.6	6.5	6.8	5.8	6.1	6.8	6.6	7	77
76	Honduras Index Warning	8.8	2.1	5.3	6	9	7.6	7.5	6.9	5.6	6	6.4	5.5	76.7
77	Morocco Index Warning	6.5	8	6.9	6.2	7	6.5	8	5.7	6.6	5.6	5.5	4	76.5
78	El Salvador Index Warning	8.5	6.1	6	7	7	5	7	7.4	6.7	6	3.9	5.5	76.1
79	Macedonia Index Warning	5.7	5.1	7.1	7	7.5	6	7.2	5.6	5.3	6.1	6.2	6.3	75.1
80	Thailand Index Warning	7.5	5.7	8.1	4.3	7.5	2	6.8	6	6.5	6.8	7.2	6.5	74.9
81	Mozambique Index Warning	7	2	4.5	8.1	7.1	7	7.4	8	6.7	5.5	5.5	6	74.8
82	Mali Index Warning	8.5	4.2	6	8	6.8	8.5	4.6	8.6	4.7	4.5	3.5	6.7	74.6
83	Turkey Index Warning	7.2	6.1	7.3	5	8.6	4.1	6.1	5.7	5	6.4	6.9	6	74.4
84	Gambia, The Index Warning	6	5	4	6	7	8.1	7.5	6.5	6.6	5.5	5.8	6	74
85	Gabon Index Warning	6	5.4	3	6	7.9	5	7.9	7.5	6.2	5.5	7.5	5.7	73.6
86	Mexico Index Warning	7.2	4.3	6.1	7	8.3	6.3	5.9	6	5.1	6	4.7	6.2	73.1
87	Ukraine Index Warning	7	3.8	7.2	7.5	7	4.5	7	5.5	5.9	3	7.5	7	72.9
88	Paraguay Index Warning	5	1.5	6.2	6	7.5	6.6	8	6.8	8	4.5	7.5	4.4	72
89	Kazakhstan Index Warning	5	2.9	5.1	4	6.2	6.5	7.5	6.7	7	6.7	7.7	6.6	71.9
90	Armenia Index Warning	6	7.1	5	7	6	5.1	7	6.5	6	4.5	5.8	5.5	71.5
91	Benin Index Warning	6	5.1	4	6.9	7.3	6.5	6.5	7.8	4.8	5.5	3.8	6.7	70.9
92	Namibia Index Warning	5.7	4.9	5.5	8	8	5.5	4.5	7.8	5.8	5.5	3.5	6	70.7
93	Cyprus Index Warning	5	3.6	8.6	6	7.7	5	5.4	4.2	3.5	4	8.5	9	70.5
94	India Index Warning	8.8	2.8	6.9	7.1	8.5	5	4.8	6.7	5.4	4.5	5.7	4.2	70.4
95	Albania Index Warning	6	2.7	4.5	7	6	7	7	6.9	5.5	5.5	4.5	6	68.6
96	Libya Index Warning	6	2.1	5.5	4	7.3	5.1	7.5	4.5	8.1	5.5	7.9	5	68.5
97	Botswana Index Warning	9.3	6	3.5	6	6.9	5	5.5	6.8	4.9	4	3	6	66.9
98	Jamaica Index Warning	6.5	2.5	4.5	6.7	6.5	5	7	6.5	5.6	6	3.9	6.1	66.8
99	Malaysia Index Warning	6.5	4.1	5.5	3.5	6.6	4.3	5.9	5.8	6.5	6.2	5.5	5.7	66.1
100	Senegal Index Warning	6.8	4.3	5.2	5	6.8	5.2	5.8	6.5	6	5.5	3.5	5.5	66.1
101	Tunisia Index Warning	5.7	3.6	5	5	7.5	3.6	6.5	6	7.5	6	6	3	65.4
102	Brazil Index Warning	6.5	3.6	5.7	5	8.5	2.7	5.5	6.7	5.3	5.7	3.2	4.7	63.1
103	Romania Index Warning	6.5	3.9	5.4	5.5	6	5.9	6.2	5.3	4.8	3.5	4.1	5.5	62.6
104	Bulgaria Index Warning	6	4.1	4	6	6.2	4.3	6.2	5.3	4.9	5.5	4.1	5.5	62.1
105	Croatia Index Warning	5.7	6.6	6.5	5	5.7	5.8	4.2	4.1	4.6	4	3.9	5.8	61.9
106	Kuwait Index Warning	5.7	4.5	4.5	4	6	2.8	6.8	3	6.5	5.5	7.5	4	60.8
107	Ghana Index Warning	5.5	4.5	5	8	6.8	4	5.5	6.8	4.4	2	3.5	4.5	60.5
108	Panama Index Monitoring	6.5	2.6	4.5	5	7.5	5.7	4.9	5.8	4.8	5.3	3	4	59.6
109	Mongolia Index Monitoring	6	1	4.1	2	5.7	4.5	6.2	5.3	6.7	4.7	5	7.2	58.4
110	Latvia Index Monitoring	5.7	5.9	4.5	5	7	5.5	4.8	4	3.7	2	4.1	4	56.2
111	South Africa Index Monitoring	7.7	5.8	4.5	4	8	2.2	4.1	6	4	3.4	4	2	55.7
112	Estonia Index Monitoring	5	5.1	4.5	4	5	3.5	5	4	3.7	2	5.9	3.3	51
113	Slovakia Index Monitoring	4.5	1.8	4.4	5.5	6.5	4.5	3.8	4.3	4.6	2	4	4	49.9
114	Lithuania Index Monitoring	5.7	3.5	3.5	5.5	6.1	4.5	4.1	4.1	3.7	2	3	4	49.7
115	Costa Rica Index Monitoring	6	4.2	4	5	6.2	4.5	3.9	2.5	3.5	2	3.3	4.5	49.6
116	Poland Index Monitoring	5	3.2	3.2	6.5	4.7	4.3	4.2	4.3	3.5	2	3	4	47.9
117	Hungary Index Monitoring	3.7	3.6	3	5	6.4	4	3.8	4.2	4	2	3	4	46.7
118	Oman Index Monitoring	2	1	3	1	2	3.5	6.3	3.5	6.5	5.5	7.5	2	43.8
119	Mauritius Index Monitoring	3	1	3.5	2	6	3.1	5.1	4.5	4.7	4	3	2	41.9
120	Czech Republic Index Monitoring	4	3.5	3.2	5	4	2.5	3.7	3.9	3	2	3.5	3.5	41.8
121	Uruguay Index Monitoring	5	1	2	6	5	3.5	3	4	2.5	3	2.5	3.7	41.2
122	Greece Index Monitoring	5	1.4	3.5	5.5	5	3.5	4	3	3	2	1.5	3.7	41.1
123	Argentina Index Monitoring	3	1.4	4	4	5.2	4.2	3.5	4	3.7	2	2.8	3	40.8
124	South Korea (Republic of Korea) Index Monitoring	4	4.2	3.5	5.5	2.5	1	3.9	1.5	2.8	1	3	7	39.9
125	Germany Index Monitoring	4	5	4.9	3	6.2	3.2	2.3	1.8	2.9	2.5	1.8	2.1	39.7
126	Spain Index Monitoring	3.2	1.8	5.8	1.5	5	3.3	1.5	1.5	2.9	3.2	5.7	2	37.4
127	Slovenia Index Monitoring	4	1.5	3.5	3.5	5.5	3.2	3.2	3.5	3.7	3	1.2	1	36.8
128	Italy Index Monitoring	3.5	2.8	3.5	3	4.5	4	3.2	1.5	1.8	2.5	2.8	2	35.1
129	France Index Monitoring	4	3.8	6	2	5	3	1.5	1	3.2	1	1.8	2	34.3
130	UK Index Monitoring	3.5	3.9	5	2	5	1	2.5	1.8	2	2.5	3	2	34.2
131	Portugal Index Monitoring	5	1	2.5	2	4	3.7	1.5	3.8	3.3	1	1.4	3.5	32.7
132	Chile Index Monitoring	3	1	3.5	2	4	3.4	1.5	3.5	3.6	2	1.5	3	32
133	Singapore Index Monitoring	2	1	3	3	2.5	3.3	3.5	1	3.5	1	4	3	30.8
134	Netherlands Index Sustainable	3	4.1	4.8	2.5	4	2	1.2	1	1.5	1	1	2	28.1
135	Japan Index Sustainable	4	1	3.8	2	2.5	2.6	1.8	1	3	1	1.3	4	28
136	Austria Index Sustainable	2.5	2.1	3.5	1	5	1.9	1.3	1	1.5	1	2	3.3	26.1
137	Denmark Index Sustainable	3	2.5	4.5	2	2	2	1	1	1.5	1	1	3.3	24.8
138	Belgium Index Sustainable	3	1.5	3.5	1	4	2	1.5	1	1.5	1	1.5	2.5	24
139	Canada Index Sustainable	3	2.3	2	2	5	1.2	1.5	1	1.5	1	1.6	1	23.1
140	Australia Index Sustainable	2.5	1.5	3	1	4.5	1.5	1	1	2.5	1	1.5	1	22
141	New Zealand Index Sustainable	1	1	2	2	4	2.9	1	1	1.5	1	1	1	19.4
142	Switzerland Index Sustainable	3	1.5	2	2	2.5	1.2	1	1	1.5	1	1	1	18.7
143	Ireland Index Sustainable	2	1.4	1	2	3	1.9	1.5	1.3	1.5	1	1	1	18.6
144	Finland Index Sustainable	3	1.5	1	2	2	2.2	1	1	1.5	1	1	1	18.2
145	Sweden Index Sustainable	3	2.5	1	2	2	1.2	1	1	1.5	1	1	1	18.2
146	Norway Index Sustainable	3	1.5	1	1	2	1.8	1	1	1.5	1	1	1	16.8